

# R3 MULTI SHIFT SEATING

## DUELER



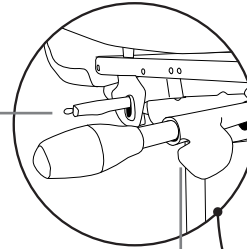
### FEATURES

- » Adjustable seat height
- » Adjustable seat and back angle
- » Adjustable seat depth (seat slider)
- » Adjustable weight tension
- » Adjustable headrest
- » Adjustable arms
- » Moulded seat and back foam
- » Saddle seat
- » Double steel strengthened for both seat and back
- » Synchron mechanism with 3 locking positions
- » 720mm aluminium base
- » Brake castors
- » Available in local fabrics
- » AFRDI tested to level 6
- » AFRDI tested to multi shift use 160kg
- » Suitable for indoor use only
- » 7 year warranty
- » Weight limit is 160kg

### INDOOR USE ONLY

✗ Do not use as a step ladder

**INNER BACK LEVER**  
To adjust seat angle  
(Forwards)



**INNER RIGHT LEVER**  
To adjust seat height

**RIGHT KNOB**  
To adjust weight tension

**720MM ALUMINIUM  
5 STAR BASE WITH BRAKE CASTORS**

Use soft tyred castors for tiles  
Use hard tyred castors for carpet

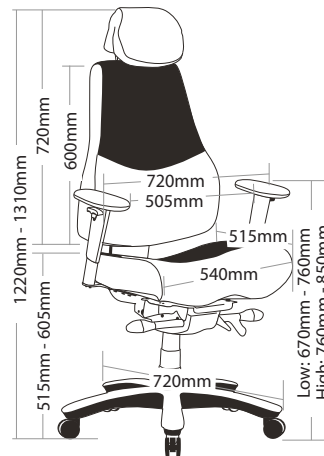
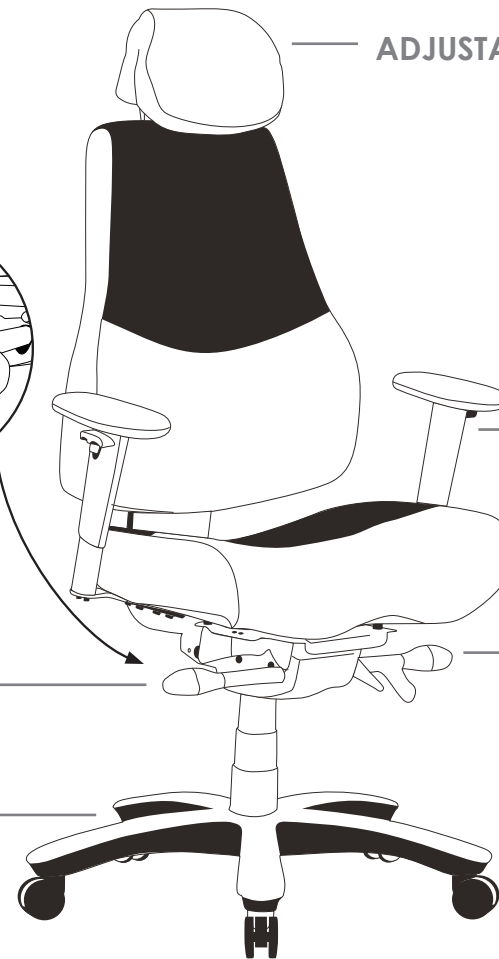
**ADJUSTABLE HEADREST**

**ADJUSTABLE ARMS**

**LEFT KNOB**

To adjust seat and back angle

**INNER LEFT LEVER**  
To adjust seat depth  
(seat slider)



DUELER

# **DUELER** MULTI SHIFT SEATING



DUELER



SIDE VIEW



BACK VIEW

*\* Please note that the Headrest should not be used to manoeuvre the chair.*