

R6 BEAM SEATING

MAXI

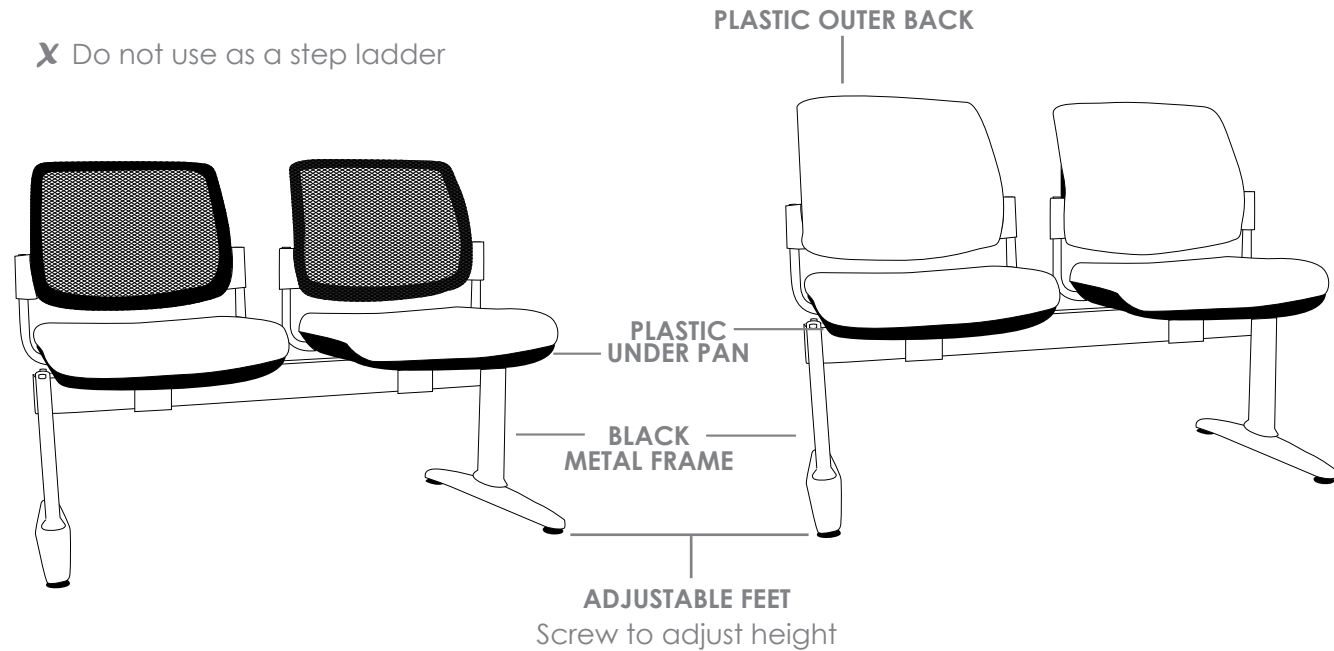
WARRANTY 4 Year	WEIGHT LIMIT 200 Kilogram	WEIGHT LIMIT 300 Kilogram	WEIGHT LIMIT 350 Kilogram	UPHOLSTERED IN AUSTRALIA
------------------------------	--	--	--	-----------------------------

FEATURES

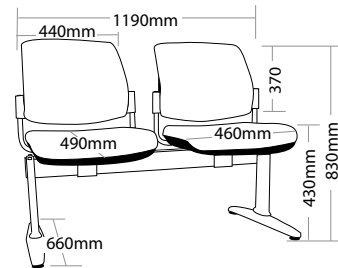
- » Optional 2, 3 or 4 seater
- » Optional fully upholstered back or mesh
- » Plastic under pan
- » Plastic outer back (upholstered back only)
- » Black metal frame
- » Adjustable feet
- » Available in local fabrics
- » Back mesh available in Jazz mesh
- » Suitable for indoor use only
- » 4 year warranty
- » Weight limit for 2 seater is 200kg
- » Weight limit for 3 seater is 300kg
- » Weight limit for 4 seater is 350kg

INDOOR USE ONLY

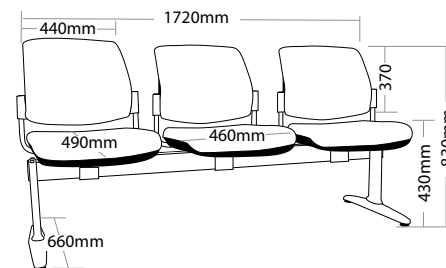
✗ Do not use as a step ladder



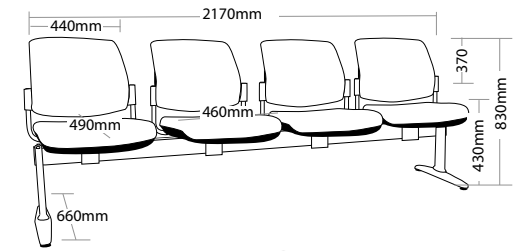
Keep a permanent contact between base of chair and floor



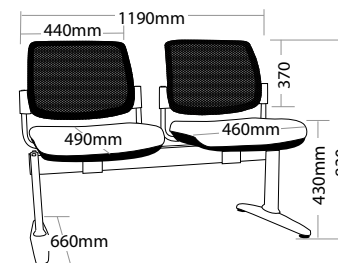
M-BEAM 2



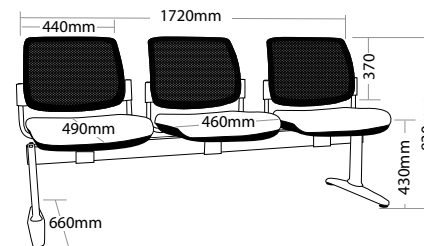
M-BEAM 3



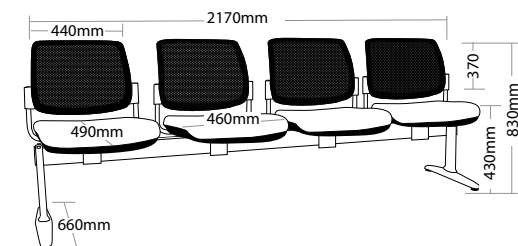
M-BEAM 4



MM-BEAM 2



MM-BEAM 3



MM-BEAM 4

MAXI BEAM SEATING



M-BEAM 2



M-BEAM 3



M-BEAM 4



MM-BEAM 2



MM-BEAM 3



MM-BEAM 4